



V7-1C17D8-263



Actual product appearance may vary.

V7 Series Miniature Basic Switch, Single Pole Double Throw Circuitry, 15 A at 277 Vac, Simulated Roller Lever Actuator, 0,89 N [3.2 oz] Maximum Operating Force, Silver Contacts, Quick Connect Termination

V7 Series Features

- World-wide package size acceptance
- Current rating ranges from 0.1 A to 25 A
- Wiping contact action
- Temperature range to 177 °C [350 °F]
- Long mechanical life
- Elongated mounting holes for easier, more accurate mounting
- UL/CSA recognized, ENEC (European) approval available
- Choice of actuation, termination and operating characteristics

Potential Applications

- Appliances
- Vending machines
- Timing devices
- Office equipment
- Computer/business equipment
- Test instruments
- Medical/dental equipment
- Communications equipment
- HVAC equipment
- Manually operated devices
- Valves
- Gaming equipment
- Pressure switches

Description

MICRO SWITCH™ V5 and V7 Series basic switches are used for simple or precision on/off, end of limit, presence/absence, pressure, temperature and manual operator interface application needs.

Product Specifications	
Switch Type	MICRO SWITCH™ Miniature 15,9 mm H x 10,2 mm W x 28,8 mm L [0.63 in H x 0.4 in W x 1.14 in L]
Sealed	No
Ampere Rating	15 A
Circuitry	Single Pole Double Throw (SPDT)
Actuator	Simulated Roller Lever
Termination	Quick Connect
Operating Temperature Range	-40 °C to 82 °C [-40 °F to 180 °F]
Voltage	277 Vac
Approvals	CSA, UL
Actuator Length	32,8 mm [1.29 in]
Contact Type	Silver

Operating Force (O.F.)	0,89 N [3.2 oz] max.
Release Force (R.F.)	0,09 N [0.3 oz] min.
Pretravel (P.T.)	2,79 mm [0.110 in] max.
Overtravel (O.T.)	1,55 mm [0.061 in] min.
Differential Travel (D.T.)	0,61 mm [0.024] max.
Operating Position (O.P.)	18,5 ± 1,143 mm [0.730 ± 0.045 in]
Housing Material	PCT PolyesterThermoplastic
High Temperature	85 °C [185 °F]
CE mark	61058-1
UL File #	E12252
CSA File #	LR41370
Agency Approvals and Standards	1054
Mounting Centers	22,2 mm [0.88 in]
Maximum Tightening Torque	0,56 N m [5.0 in lb]
Weight	8 g [0.3 oz]
Package Height	16 mm [0.63 in]
Package Width	10,2 mm [0.40 in]
Package Length	27,7 mm [1.09 in]
Availability	Global
UNSPSC Code	30211905
UNSPSC Commodity	30211905 Snap switches
Series Name	V7

MICRO SWITCH
a Honeywell Division

FED. MFG. CODE 91 929

SWITCH - BASIC

CATALOG LISTING

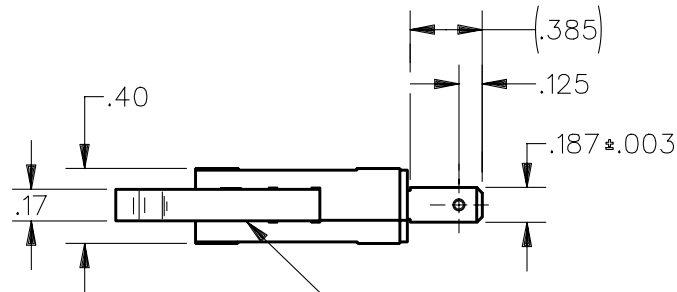
V7-1C17D8-263

CW-B1655

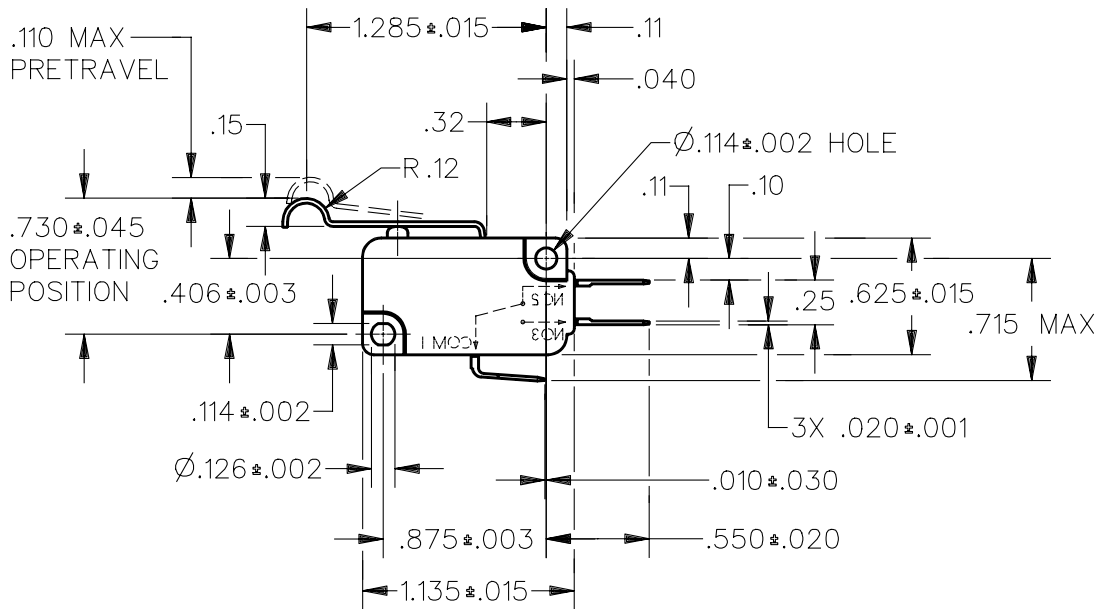
CATALOG LISTING
V7-1C17D8-263
REPLACES
RELEASE NO. PR-19189
ISSUE
M
2

REVISIONS
A
CO
76418
DCS
9 DEC 93

DDM/CAD
DRAWN
DCS 6 JUN 91
CHECK
DAW 18 JUN 91
CHECK
18 JUN 91
CHECK
18 JUN 91
CHECK



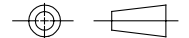
CORROSION RESISTANT
STEEL ACTUATOR



ANSI Y14.5M-1982 APPLIES

THIS DRAWING COVERS A PROPRIETARY ITEM AND IS THE PROPERTY OF MICRO SWITCH, A DIVISION OF HONEYWELL. THIS DRAWING IS NOT TO BE COPIED OR USED WITHOUT THE APPROVAL OF MICRO SWITCH.

THIRD ANGLE PROJECTION



CHARACTERISTICS	ELECTRICAL DATA	SCALE FULL	DO NOT SCALE PRINT
OPERATING FORCE - - - 91 GRAMS MAX	CONTACT ARRANGEMENT S P D T	UNLESS OTHERWISE SPECIFIED TOLERANCES ARE ONE PLACE (.0) ± .030 TWO PLACE (.00) ± .015 THREE PLACE (.000) ± .005 ANGLES ± WEIGHT	
RELEASE FORCE - - - - 9 GRAMS MIN	L215		
DIFFERENTIAL TRAVEL - - - .024 MAX	15.1A 1/2HP 125, 250 OR 277 VAC		
OVERTRAVEL - - - - - .061 MIN	1/2A 125 VDC		
RELEASE TRAVEL - - - - - .015 MIN	1/4A 250 VDC; 5A 120 VAC "L"		

